

MLS Area HS

Residential Statistics

Independence Title

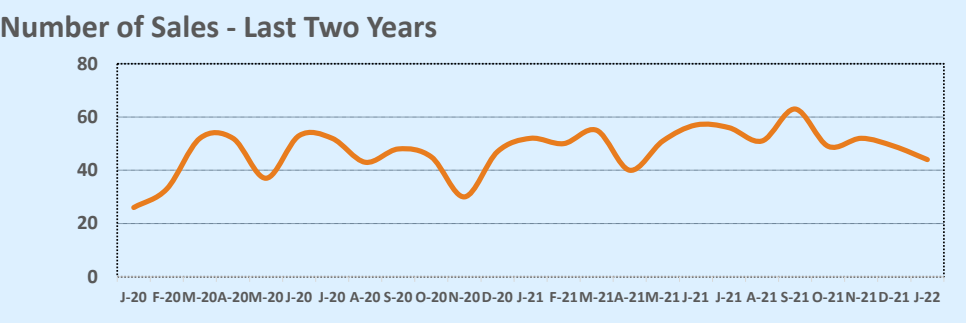
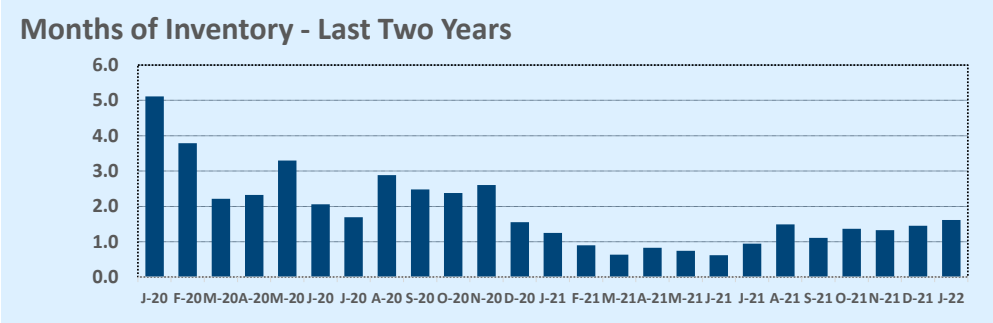
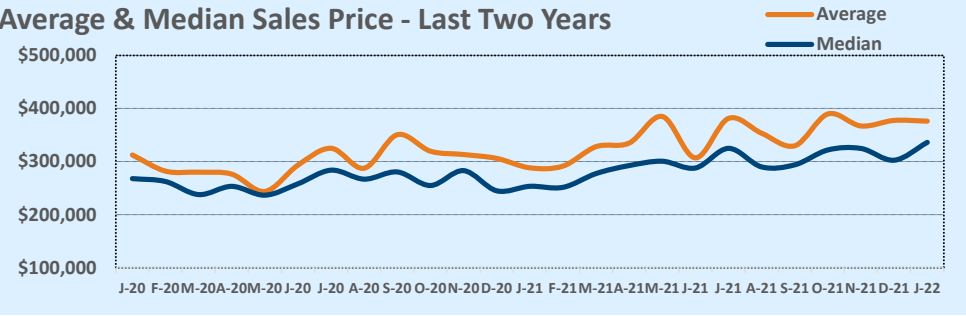
January 2022

Listings	This Month			Year-to-Date		
	Jan 2022	Jan 2021	Change	2022	2021	Change
Single Family Sales	41	50	-18.0%	41	50	-18.0%
Condo/TH Sales	3	2	+50.0%	3	2	+50.0%
Total Sales	44	52	-15.4%	44	52	-15.4%
New Homes Only	4	10	-60.0%	4	10	-60.0%
Resale Only	40	42	-4.8%	40	42	-4.8%
Sales Volume	\$16,554,791	\$14,992,830	+10.4%	\$16,554,791	\$14,992,830	+10.4%
New Listings	77	54	+42.6%	77	54	+42.6%
Pending	68	--	--	68	--	--
Withdrawn	1	4	-75.0%	1	4	-75.0%
Expired	3	--	--	3	--	--
Months of Inventory	1.6	1.3	+29.1%	N/A	N/A	--

Average	This Month			Year-to-Date		
	Jan 2022	Jan 2021	Change	2022	2021	Change
List Price	\$379,074	\$290,501	+30.5%	\$379,074	\$290,501	+30.5%
List Price/SqFt	\$198	\$161	+23.2%	\$198	\$161	+23.2%
Sold Price	\$376,245	\$288,324	+30.5%	\$376,245	\$288,324	+30.5%
Sold Price/SqFt	\$198	\$160	+24.1%	\$198	\$160	+24.1%
Sold Price / Orig LP	102.6%	100.8%	+1.8%	102.6%	100.8%	+1.8%
Days on Market	20	52	-62.1%	20	52	-62.1%

Median	This Month			Year-to-Date		
	Jan 2022	Jan 2021	Change	2022	2021	Change
List Price	\$330,965	\$258,188	+28.2%	\$330,965	\$258,188	+28.2%
List Price/SqFt	\$178	\$158	+12.6%	\$178	\$158	+12.6%
Sold Price	\$336,283	\$253,495	+32.7%	\$336,283	\$253,495	+32.7%
Sold Price/SqFt	\$184	\$156	+18.2%	\$184	\$156	+18.2%
Sold Price / Orig LP	102.0%	100.0%	+2.0%	102.0%	100.0%	+2.0%
Days on Market	9	28	-69.1%	9	28	-69.1%

Price Range	This Month			Year-to-Date		
	New	Sales	DOM	New	Sales	DOM
\$149,999 or under	1	--	--	1	--	--
\$150,000- \$199,999	1	1	18	1	1	18
\$200,000- \$249,999	3	5	8	3	5	8
\$250,000- \$299,999	4	11	8	4	11	8
\$300,000- \$349,999	29	10	22	29	10	22
\$350,000- \$399,999	15	7	37	15	7	37
\$400,000- \$449,999	6	3	7	6	3	7
\$450,000- \$499,999	5	1	33	5	1	33
\$500,000- \$549,999	3	2	43	3	2	43
\$550,000- \$599,999	2	1	3	2	1	3
\$600,000- \$699,999	1	1	48	1	1	48
\$700,000- \$799,999	2	1	29	2	1	29
\$800,000- \$899,999	2	--	--	2	--	--
\$900,000- \$999,999	1	--	--	1	--	--
\$1M - \$1.99M	2	1	24	2	1	24
\$2M - \$2.99M	--	--	--	--	--	--
\$3M+	--	--	--	--	--	--
Totals	77	44	20	77	44	20



Based on information from the Austin Board of REALTORS® (alternatively, from ACTRIS). Neither the Board nor ACTRIS guarantees or is in any way responsible for its accuracy. The Austin Board of REALTORS®, ACTRIS and their affiliates provide the MLS and all content therein "AS IS" and without any warranty, express or implied. Data maintained by the Board or ACTRIS may not reflect all real estate activity in the market.